

**EXTRA**

600-700-900



# Trailed and Mounted Disc Mower Conditioners



*My way of Farming!*



# LOOKING FOR SOMETHING EXTRA?



*My way of Farming!*





The iM Farming logo appears when the implement can be connected to our smart farming systems and accessories, essential for running your farm.



Working the land, running my farm and connecting with nature. Farming is my way of living, and despite being rough at times, I never grow weary of everyday tasks of attending to my land and livestock. I keep up with developments by staying loyal to personal philosophies and applying the appropriate strategy.

I shape and influence my own future by combining craftsmanship with modern technology, employing the very best machinery. I actively seek new opportunities, by being innovative in my way of working. I work hard to grow a good crop. I am passionate about my livestock, providing my animals with only the best. My farm and its returns, reflects who I am, because my heart and soul is put into the work I do.

Farming is about passion, about growing and developing, my crop, my farm, myself, my way.

# Unmatched Cutting Performance *with Three-Bladed Discs*



### **'Express' – Easy and Quick Change of Knives**

With Express quick change system replacing or turning knives is easily done. All disc mowers in the EXTRA range can be fitted with the 'Express' system for quick and easy changing of knives.

Simply place the lever around the bolt, release the spring by turning the lever, and the knife is ready to be replaced by a new one.

“ **Triangular discs**  
– It's our  
Vicon DNA”





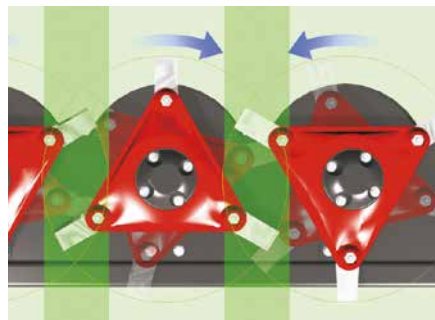
### Three-Bladed Discs for More Cuts

With three blades per disc Vicon EXTRA mowers are constantly cutting. This means a third less load per knife and an even load on the drive and smoother power usage in addition to producing a neat, clean cut stubble. Each steel knife is precisely angled to immediately convey the cut crop upwards with a combination of mechanical action and air flow towards the conditioning rotor or rollers.

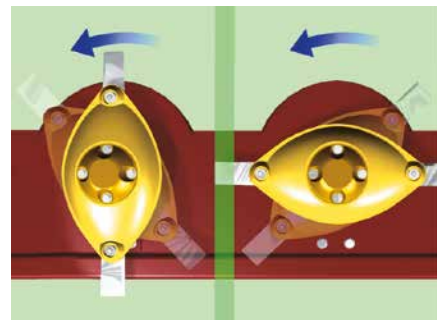
**“Always counter rotating discs is our secret to a clean cut”**

### Always Counter-Rotating Cutting Discs for Improved Overlap

Don't compromise on your cutting performance. All Vicon mowers have an even number of counter-rotating discs, meaning discs always work in pair. Apart from the immediate crop transport to the rear this system ensures that even in wet conditions no stripes of uncut forage are left in the field.




Even number of discs means always counter rotating discs and generous overlap on all discs.



Uneven number of discs on the cutterbar means less overlap on discs turning in same direction.



# Cutting Performance *in New Dimensions*



Even number of counter-rotating discs for improved overlap.

Low noise level thanks to specially tooled gear wheels.

Three-bladed discs for highest cutting frequency in the market.

High oil capacity ensuring low working temperature.

Smooth stone guard design for excellent cutting quality.

Fully welded cutterbar for a very strong construction.

**“The heavy duty  
cutterbar  
built to last”**






Twisted knives for a clean cut in all conditions.

### Low Noise Cutterbar


The cutterbar is designed for low maintenance and offers a very quiet operation. Operators will appreciate low noise of the cutterbar – convenient during a long and busy working day. The long curved gear wheels run smoothly in oil and provide lots of power transmission with little slack.

Low noise level thanks to specially tooled gear wheels with round design and long teeth for efficient power transmission.



### The Strong Cutterbar Designed to Perform

The EXTRA cutterbar has a high oil capacity, which ensures a very low working temperature. This guarantees an efficient oil cooling and lubrication of the whole cutterbar. The fully welded cutterbar with overlapping C-profiles makes for a very rigid and strong design, ensuring very high level of durability.



Fully welded cutterbar with overlapping C-profiles for a very strong and stiff construction.

The risk of the gearwheels “catching” on the corners is minimised by the special “round” design, which in turn reduces wear and noise.



“**The low noise cutterbar**”




# Effective SemiSwing Conditioning *For Quality Feed*

## What Makes SemiSwing Stand Out

Utilising centrifugal force is what makes the Vicon SemiSwing conditioner stand out to other conditioning systems. It offers an aggressive conditioning effect while still offering excellent tine protection and virtually no wear and tear.

SemiSwing tines, due to their restricted movement pattern, are designed to encapsulate part of the centrifugal force, and utilise it to keep the tine in position during rotation. The benefits are no movement during rotation and full conditioning effect.

**“Speed up the drying process with SemiSwing - Keep the nutritional value inside your crop”**



Efficient crop transfer - crop is efficiently lifted away from the cutterbar and moved along the conditioner plate, ensuring aggressive conditioning effect.

The very large dimension of the conditioner plate supports effective conditioning and uniform crop movement towards the rear of the machine.

The steel tines will stay in a fixed position during normal work, allowing for an aggressive conditioning effect.

The tine's swing design allows large obstacles to pass through without interfering with the rest of the conditioning process.

The full width conditioner allows for efficient crop conditioning and reduced fuel consumption.

## Get the Full Conditioning Effect with Minimum Blockages

Vicon's SemiSwing tine conditioner is an aggressive full width conditioning system. When the rotor starts rotating, the SemiSwing tines will instantly move into their working position and stay in a fixed position.

The angle and position of the SemiSwing tines ensure the best possible crop transport. The crop is moved away from the conditioner rotor and towards the conditioner plate. This results in a reduced number of blockages and full utilisation of the conditioner plate.





**Nylon Tine Conditioning**

Further adding to the Vicon conditioner systems is the choice of nylon tine conditioning on 624T, 628T, 632T and 687T. The nylon tines are very rigid, yet durable, and will flex without breaking if meeting an obstacle. This is an ideal solution when working in hilly conditions or with smaller tractors, as the weight of the nylon tines are less than with traditional steel tines.

“**No maintenance** – effective conditioning”

Reduced wear and tear – no constant movement of conditioner tines – virtually no wear on brackets or tines.



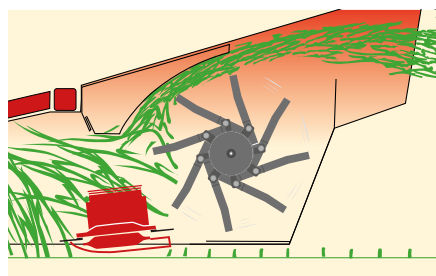
Once in working position, the tine is locked by the centrifugal force. This allows each tine to stay in its full working position.

**Excellent Tine Protection - No Downtime or Maintenance**

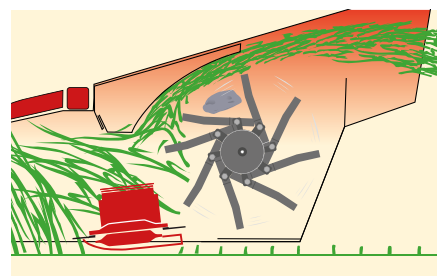
When encountering obstacles, the SemiSwing steel tines are able to pivot backwards and let obstacles pass through. This allows large obstacles (103mm) to pass without breaking the tines. This simple system minimises down time and reduces the risk of broken tines in the crop.

22kg of force is required to pivot the SemiSwing tine backwards.

This means the tine will stay in a fixed position while conditioning crop. This design minimises the tines movement during rotation, allowing for virtually no wear and tear on the brackets while still providing a full conditioning effect.



During operation tines will stay in a fixed position, providing full conditioning with minimum wear.



It requires a force of 22kg on the tine to pivot the SemiSwing tine backwards.

## A Quick Change *Artist*



### **Higher Level Operator Comfort**

Performance and maximum comfort. This concept combines both to meet the exacting demands of any job in the field.

The conditioner hood can be independently adjusted at both front and rear ends to customize the conditioner to crop intensity, for improved grass flow and power consumption.



The front end (1) is adjusted separately to suit the crop intensity, even for massive crop, to avoid any blockages.



“**Optimise**  
your crop  
flow”

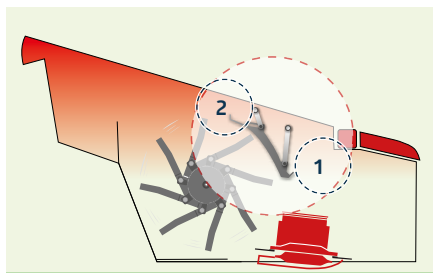
#### Dual Adjustment of Conditioner Hood

The front end (1) is adjusted separately to suit the crop intensity, even for massive crop, to avoid any blockages.

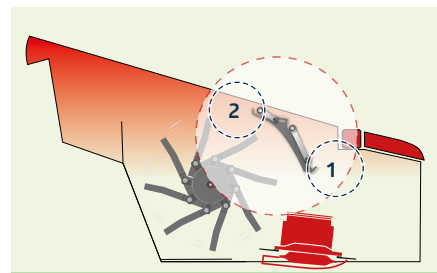
Rear end (2) is adjusted to ensure smooth and efficient crop flow into swaths or widespreading.

#### Covers all Crop Conditions

The dual adjustment concept allows adaptation to differing crop conditions, whether high or low, heavy or thin. The correct setting is simply chosen, by adjusting two handles, done in seconds.

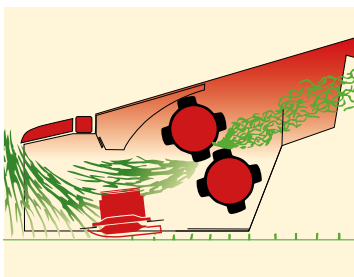


Front and rear end fully closed, for efficient conditioning in low crop conditions.



Front and rear end open, allowing unobstructed passage of massive amounts of crop.

# Gentle Roller *Conditioning*



The special roller configuration, with the top roller located further forward than the bottom roller, provides outstanding upwards flow of crop. No need for an extra roller.

## **Preservation of Nutritional Value**

Roller conditioning provides gentle, yet effective handling of fragile crop such as alfalfa or clover. Roller conditioning effectively cracks stems and their wax coating, while still preserving the nutritious leaves. This in turn facilitates an even drying pattern and full utilisation of the forage.

“*Dual Drive  
of Rollers*”





The 225mm rollers will not twist out of shape, regardless of the force transmitted onto them.

### **Chevron Rubber Rollers**

The 225mm diameter wide rubber rollers, made from highly durable polyurethane, are vulcanised onto a steel core. This process guarantees straight rollers that will not twist out of shape, regardless of the force transmitted onto them. The chevron pattern actively directs the crop away from the cutting discs, which enables the best possible cutting quality, while limiting the power requirements needed.

### **Full-Width Conditioning**

The Vicon machines feature two full-width chevron, counter-rotating conditioning rollers, with the top roller located further forward than the bottom roller. This unique design ensures optimised flow of material from the cutting discs toward the rear, making complicated systems with extra guiding rollers, as seen in other systems, obsolete.

Additionally, the full-width design allows for the distribution of crop into a thinner mat, increasing the amount of crop in contact with the rollers.

Both conditioner rollers are driven by a permanently lubricated, low maintenance, closed transmission.



### **NonStop Mowing**

If an obstacle is encountered, the roller pressure will be momentarily relieved, which separates the rollers and allows obstacles up to 60mm to pass without damage to the rollers and without having to stop mowing.



Chevron-pattern rollers, ensure uniform conditioning across the complete working width.



With the optional hydraulic cylinder, pressure and distance of the rollers is easily set and monitored.

### **Easily Adjusted, Uniform Conditioning Intensity**

The required conditioning intensity varies from field to field. Roller machines are standard fitted with spring-controlled roller pressure, endlessly adjustable via a handle, for uniform conditioning intensity. A hydraulic solution is optionally available, for easy on-the-go setting of pressure and distance of rollers.



# EXTRA 700 SERIES - THE PROFESSIONAL MOWERS

*My way of Farming!*







**Rear Mounted Mower Conditioners**  
3.18 and 3.50m working width



**Front Mounted Mower Conditioners**  
3.18 and 3.50m working width



**Triple Mower Conditioners**  
9.80-10.20m working width





# QuattroLink® Racecar Technology Applied for Mower Conditioners

*We drew inspiration from the racing world and created a new series of mower conditioners with a ground breaking suspension concept – the QuattroLink®. The EXTRA 700 series has been designed for even more capacity and to handle tougher conditions than ever. With its' accurate tracking ability and highly flexible working range this suspension provides unrivalled cutting performance.*



## **New Innovative Suspension Concept for Accurate Tracking**

What makes the QuattroLink® suspension unique? The mowing unit is pulled by four suspension arms fitted onto a fixed carrying arm that allows the mowing unit to float independently over the field, adjusting highly accurately and instantly to any changes in ground contours.

## **No Compromises on Flexibility**

The mowing pattern is extremely flexible with a vertical working range of 700mm and a transverse working range of 30°. The four arm suspension concept ensures constant ground pressure during working operations.

## **How You Will Benefit from QuattroLink®**

Like a racecar you want better tracking, ability to go at faster speed and adjust instantly to changing field conditions when operating your mower conditioner. These are the main benefits you will experience when running the EXTRA 700 series. The four suspension arms provide the mowing unit with an exceptional flexibility in adapting instantly to demanding ground contours, inviting for higher speed and more productivity.





Exceptional ground following system. The four suspension arms provide an adaptation range of 400mm upwards and 300mm downwards for accurate tracking.



On EXTRA 732-736, ground pressure is easily set from the tractor seat, hydraulically with an easy to read pressure scale on the mower for clear guidance.

**BreakAway Protection Across the Full Cutterbar**

Our NonStop BreakAway system just got even better providing excellent protection of mower and field stubble. With the new QuattroLink® suspension this system now offers protection across the full working width of the mower, including the part closest to the tractor.

There are no limiting factors on the inside part of the mower, giving the driver true peace of mind. When hitting an obstacle in the field, the mowing unit will instantly move backwards and up, and then return to the original position.



Excellent adjustment to uneven field conditions with a transverse working range of 30°.



BreakAway Protection – When encountering an obstacle in the field the mowing unit will swing backwards and over the obstacle, even on the inside of the mower, and then return it to the original working position. No need to stop – no time lost.



## Efficient Transport Solution *for Added Comfort and Uptime*

### **Below 3.70m Transport Height**

EXTRA 700 folds hydraulically for transport and will reach a transport height below 3.70m. On EXTRA 736T Vario the telescopic frame arm moves to lowest overlap position, to reach a transport height of only 3.70m. And there is no need to leave the tractor before heading off, the outer side protection guard hydraulically folds into transport position (optional).

### **Comfort Increases Productivity**

The complete weight of the EXTRA 700 series is spread evenly on both rear tires, with a 50/50% weight balance. This means the tractor is not sliding to one side during transport, providing extremely stable running characteristics of tractor and mower during the transport, inviting for higher transport speed.





### Parking, Safe and Sure-Footed

With the integrated parking solution, storage of the EXTRAΔ 700 series is made easy and convenient, requiring a minimum of space during winter storage. The mower is firmly parked on strong and stable parking feet.

### Storage Height

EXTRAΔ 732T-732R: 3.55m

EXTRAΔ 736T: 3.65m - 3.80m

EXTRAΔ 736T Vario: 3.65m



### EXTRAΔ 736T Vario - Comfort Control

The optional ComfortControl joystick of the EXTRAΔ 700T/R series provides the extra comfort of electro hydraulic folding for transport. Easy and simple.

**“Spend Your Time  
Working in the Field  
– Not on the Road”**



When parked, being in working position or during vertical storage, the lift arms are always in a horizontal position, making it very easy to mount or dismount the mower from the tractor.



EXTRAΔ 736T Vario in transport. The telescopic frame arm moves to the lowest possible position.



## Hydraulic Adjustment of Overlap – *Maximise Your Mowing Capacity*

### **Vario Means More Productivity**

Ensuring the correct overlap between front and rear mower is essential to maximise your mowing job. Too little overlap immediately causes problems when field conditions change. Too generous overlap limits you from utilising the capacity of the mower combination to the maximum, eventually leading to reduced productivity.

### **Vario Means More Comfort**

EXTRA 736T Vario and 7100 Vario are fitted with hydraulic SideShift integrated into the carrying arm allowing each mowing unit to move 400mm. To easily compensate for changing field conditions, the adjustable overlap is designed as a telescopic arm, directly into the suspension.





Full overlap.



Working width utilised to the maximum.

### Adjust on the GO

Adjusting the overlap is quickly done hydraulically from the tractor cab, and the chosen overlap is easily registered from the scale on the suspension arm.

Increase overlap when mowing odd sized fields, going around corners or operating on slopes to ensure no stripes are left behind. Reduced overlap on flat and even fields to improve performance and cutting width as much as 10%.

### Ground Pressure Remains Constant

During mowing operation the carrying arm always remains even to the ground, giving the mowing unit the freedom to instantly compensate and float across uneven ground contours. The true benefit of the suspension concept is that even though overlap is changed, the chosen ground pressure remains the same.

No need to stop and adjust, reset and control the ground pressure before you can go on. Just set the mower to the requested overlap and mow on.

“**Adjust on the GO**  
- reduce your work day by constantly optimising on overlap and output”

#### Adjustment of Overlap:

EXTRA 732T-EXTRA 732R-  
EXTRA 736T:  
150mm mechanical setting.

EXTRA 736T Vario -  
EXTRA 7100T Vario -  
EXTRA 7100R Vario:  
400mm hydraulic adjustment  
on the go.



### Optimise Output by Setting Correct Overlap

The mowing units of EXTRA 732T/R and 736T can be set for optimal overlap to maximize mowing capacity and utilise full cutting potential. Position of the mowing unit can be adjusted infinitely within a 150mm span on the carrying arm, allowing cutting position of the rear mower conditioner to match working width of the front mounted mower conditioner or rear wheels of the tractor. The 4-arm suspension is attached to the carrying arm by two clamps.



## The Flexibility You need *to Manage Your Crop*



Easy and quick access to the cutterbar for daily inspection of discs and blades.



New FlexProtect side covers, rugged and sturdy, yet flexible when bumping into obstacles.



“**Weather and field conditions are flexible**  
– so your mower conditioner better be the same”

#### Responding to Ever Changing Conditions

The EXTRA 700 series comes with a host of smart features that allow you to get the job done faster, smoother and more efficiently. When there's work to be done, you need a mower conditioner that is easily customised to the exact conditions facing you today.

Setting the conditioning intensity to crop density and conditions, changing between swathing and widespreading and checking discs and knives is done easily and quickly, taking the hassle out of the daily work optimisation.



#### Easy Change-over for Widespreading

Changing from swathing to widespreading is virtually a one minute job. The swath plates are easily slid to the side and the FlipOver widespreading vanes are turned 180°. No tools are required.



## Freedom *to Customise*

### **Higher Level Operator Comfort**

The new range of front mounted mower conditioners from Vicon brings new options to its line of 700 series mower conditioners. The 700 FT/FR series features a host of new improvements to bring operator comfort to a higher level.

The complete mower is designed for easy servicing and the low maintenance PTO shaft only required one seasonal greasing.

Both EXTRA 732FT and 736FT feature dual adjustment of conditioner plate.





Front cover is opened into a vertical position for easy access.

“*Optimum blend* of precision and ease-of-use”



Integrated swath plates, easily adjusted to correct swath width.

**Dual Adjustment of Conditioner Hood**

The new conditioner hood can be adjusted at both front and rear end to customize the conditioner to crop intensity. The build-in swath plates are easily set for swathing or spreading with no need to dismount for wide spreading.



Dual adjustment of conditioner plate to customize to crop intensity.



Stubble height adjustment is conveniently integrated directly into the suspension linkage. There is no need to tilt the A-frame of the tractor.



Generous ground clearance for headland turns of 420mm to pass large swaths without damaging them.



## Competent Details *that Matter*

### **Easy Inspection**

To make routine maintenance and daily inspection check quick and efficient, the design of the front hood has improved, allowing complete access to the cutterbar. When lifted up, the front plate stays in position by a hydraulic cylinder. With an inbuilt magnet, the front tarpaulin will stay on top of the front hood, when folded up.

### **Built-In Swath Plates**

Changing from spreading to swathing or adjusting the swath width to crop conditions is done in seconds. The swath plates automatically expand when being slid inwards to support efficient and accurate swathing, and there is no need to dismount them to achieve full width spreading.





Excellent down and upwards ground following ability of 250mm and 420mm respectively.

**Exceptional Adaptation**

The suspension design allows a transverse adaptation of 24° along with a total vertical working range of 670mm. If an obstacle is encountered, the ProLink will automatically lift the mower up and back, for maximum protection of cutterbar and machine.



Hydraulic folding of FlexProtect guards (optional).



One-touch parking handle, to lock and prepare the machine for dismounting.



Parking foot is easily activated and keeps the mower in level position when parked.



## This is Where *Efficiency Starts*

### **Mow More – Make More**

With its 10.20m working width the EXTRA 7100 Vario is geared for productive working days. Come demanding terrains, come long challenging work days – the EXTRA 7100 Vario has been designed to handle tougher conditions. Packed with new innovative features such as the QuattroLink® suspension, Vario adjustment of overlap and full width BreakAway protection the EXTRA 7100 Vario is custom-made to boost efficiency.

### **Efficient Headland Management**

EXTRA 7100 Vario provides generous clearance across the complete cutterbar, including the inside area. When lifting the mower on headlands, the mowing unit is raised and the carrying arm is tilted to a 10° angle. This provides the EXTRA 7100 Vario series with a level ground clearance of minimum 500mm across the full working width.

When lowering the mowing unit the carrying arm is lowered evenly without one side touching the ground before the rest of the mower, avoiding unnecessary stress and wear on the mower.

### **Powerful Combinations**

EXTRA 7100 Vario + EXTRA 736:  
10.20m working width  
EXTRA 7100 Vario + EXTRA 732:  
9.80m working width





**Compact During Transport**

The mower folds hydraulically for transport and the telescopic frame arm moves to lowest overlap position, to reach a transport height of only 3.90m and a width below 3.00m. And there is no need to leave the tractor before heading off, the outer FlexProtect protection guard hydraulically folds into transport position (option).

**Load Sensing Hydraulics for Reduced Power Consumption**

The hydraulic circuits of EXTRA 7100 feature a load sensing system that efficiently utilises the oil flow resulting in reduced power requirements. This means power requirement of EXTRA 7100 starts at only 200hp significantly improving fuel economy.



Automatic headland control – front mower is lowered before the rear mowing units.



Adjust lifting height on headlands. In low crop conditions the lifting height of mowing units can be reduced for even faster headland operations.



**Parking, Safe and Sure-Footed**

With the integrated parking device, storage of the EXTRA 7100 Vario series is made easy and convenient, requiring a minimum of space during winter storage. The mower is firmly parked on strong and stable parking feet, bringing total height below 4.00m.



Minimum 500mm ground clearance across the complete mowing unit during headland turns. Mowing unit is raised and carrying arm tilted to a 10° angle.



The carrying arm is tilted back to bring the mowing unit into an even position before lowering the mowing unit.



Mowing unit is lowered evenly onto the ground without one side touching the ground before the rest of the mower.



## An Easy Life ***Every Step of the Way***

*At the heart of Vicon 7100 BX is its' ability to optimise working capacity and precision, whatever the circumstances. A general hallmark of the 7100 series is its ability to constantly adjust and optimise working width and overlap, without the need to stop and reset ground pressure.*





For transport, BX belts are positioned well within the cutting units.

**Automatic Adjustment of Belts**

Vicon BX automatically does the job of adjusting belt speed to working width, for the same uniform swath width, regardless of position of mowing units. If the mowing units are sideshifted to adjust overlap, the speed of the belts immediately adjusts, to compensate for the change in throwing distance needed. When increasing the overlap for mowing around corners, belt speed is lowered to ensure that crop is placed as intended.



Vicon BX can deliver the crop at different working height.

**Master Headlands**

When the mowing units are activated for headland lift, an integrated belt boost automatically speeds up, to empty the belts before they are raised, leaving a clean and tidy headland. Furthermore the AutoStop is activated once belts are raised, automatically stopping them until mowing units are lowered again, keeping fuel consumption low.

**“3m BX belts deliver swaths directly suited for loader wagons”**



An integrated belt boost function automatically kicks in, to empty belts before raised.



When using one belt only, speed is reduced to avoid crop being placed too far across the middle.



Ample clearance during headland lift. When belts are raised, they will automatically stop.



## Designed For ***Versatility***

### **Shape the Swath As You Want**

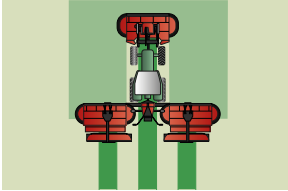
Vicon BX is designed to handle more tasks than ever before. Working in heavy first cut crop, combined with a narrow pick-up width of the following machine, may cause challenges in getting the swath narrow enough.

Vicon BX offers the possibility of positioning the swath belt in different operating heights, to deliver the crop on top of the swath made by the front mower, to make a narrow and box shaped swath. Delivery height is set by lowering or raising the belt hydraulically on-the-go. This allows the full-width 3m BX belts to deliver swaths that are directly suited for loader wagons.

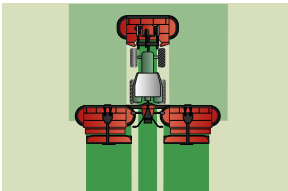
With the new dual adjustable conditioner plate, efficient crop flow towards the swath belt is easily set. Vicon 7100 provides a unique opportunity to adjust the conditioner plate at both front and rear ends, to optimise crop flow towards the belts for efficient swath formation, without leaving any material behind.



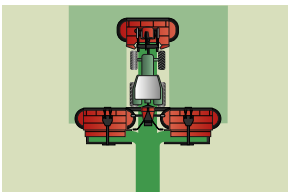
## Designed for Versatility



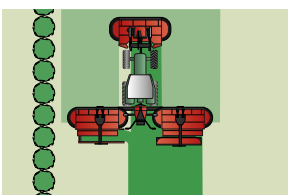
Three single swaths, easy set with the integrated swath spreading plates.



100% wide spreading with the standard fitted FlipOver spreading vanes.



One large swath from 10m working width.



Using one belt to move crop away from field boundaries.

## Drop Excess Weight

During working days, where crop merging is not required, the BX belts are normally raised into an inactive position, turning into unnecessary extra weight on the mower. The weight of the Vicon BX belts are in total 600kgs – heavy to carry – adding unnecessary cost to the fuel bill.

## Swath Belt Quick Coupler

With the new optional Vicon quick-coupler solution, it is now possible to disconnect the two BX belts in less than 10 minutes and park them safely on specially designed transport rollers. When disconnected, the BX belts automatically disappear from the terminal screen.

## Optimise From Day To Day

This gives you the option of deciding from day to day, when work schedule is ready, if belts are needed or not.

All it takes are three simple steps – no tools required!

Portus joystick.



## Portus Terminal – Easy Operation during Long Work Days

The Portus terminal provides handy and ergonomically friendly control that simplifies machine operation. With integrated joystick the Portus comes in a compact size, making it easy to place right next to the operator, so it is ergonomically well positioned for long days of operation. A small screen integrated into the joystick always keeps the tractor driver informed about the chosen operation. Main functions, such as headland lift, adjustment of overlap and setting of ground pressure are easily operated by simply moving the joystick up and down.

Portus can be used as separate terminal for non-ISOBUS tractors or in combination with the tractors ISOBUS terminal for easy and convenient operation.



Slide the purpose-built transport rollers onto the BX-belt and remove the connection pin.



Disconnect the power cable and all hydraulic connections to BX belt with one single lever.



Lower the mowing units and the BX belt automatically comes off.



# EXTRAΔ 600 SERIES - SMART DESIGN, EASY TO OPERATE

*My way of Farming!*







**Rear Mounted Mower Conditioners**  
2.42, 2.84 and 3.18m working width



**Front Mounted Mower Conditioners**  
2.84, 3.18 and 3.50m working width



**Triple Mower Conditioners**  
8.75 and 9.00m working width







## Efficient Suspension Concept *Keeps Track of Demanding Field Conditions*

### **Protection of the Cutterbar**

Vicon EXTRA 600 series is fitted with the Vicon NonStop BreakAway system to protect the cutterbar. The integrated BreakAway autoreset system will protect the cutterbar from foreign obstacles.

If an obstacle is hit in the field the mowing unit will swing backwards and up. This gives maximum protection of the cutterbar.

### **Effortless Protection**

There is no need to stop - or even to reverse the tractor to get the mowing unit into working position again. When engaged the spring loaded design ensures that the Vicon NonStop BreakAway system automatically returns the cutting unit to its' original working position.



**Accurate and Simple Suspension**

The EXTRA 600 series is fitted with a highly efficient suspension system that includes centre suspended mowing units, efficient spring suspension and NonStop BreakAway.

**Excellent Ground Adaptations**

The mowing units are centre suspended via a suspension spring, to give an even weight distribution across the complete mower width. The benefit is less skid wear, optimum protection of the stubble and less fuel consumption.

**Two Mounting Options**

EXTRA 600 series can be adjusted for optimal operation according to different circumstances, such as field contours or working width of the front mounted mower. To ensure optimal overlap between front and rear units, the mowing units can be mounted in two positions on the suspension arm.

**Work Smarter on the Go**

For greater operator comfort, the ground pressure of the spring can be set hydraulically from the tractor cab. Easy to adjust, even on the go.

With this hydraulic version the tension on the large suspension spring, which controls the ground pressure, is adjusted hydraulically, to increase or lower pressure. The chosen ground pressure level is conveniently registered from the easy-to-read scale.



Two mounting options.



Ample clearing during headland turns.

Accurate setting of ground pressure adds to significantly better working result and reduction of fuel consumption, as a mower with correct ground pressure is easier to pull, requiring less power and fuel.



Centre suspension for even weight distribution across the entire working width.



The large compensating spring ensures excellent flotation across the full mower width.

**“Hydraulic Adjustment of Ground Pressure”**



## Clever Machines *with Professional Characteristics*

### **Compact in Size – Massive in Features**

Vicon offers 4 centre mounted mower conditioners, EXTRA 624T, 628T, 628R and 632T Farmer, in working widths of 2.42, 2.84 and 3.18m. These mowers offer two conditioner rotor speeds, 600 and 900rpm, which can be easily changed by simply switching pulleys, to adapt to different conditioning requirements. At low conditioner speed, fuel consumption is minimised.

### **Light Weight Machines with Aggressive Conditioning**

Due to the nylon tines fitted to the conditioner, the total weight of the machines is kept to a minimum, while keeping an aggressive conditioning. The fixed conditioning fingers are made from high quality nylon, to make them very rigid. This means excellent protection from stones and other obstacles. A perfect solution for farmer and smaller contractors. The EXTRA 628R offers gentle, yet effective roller conditioning of fragile crop.



**Clever Transport Solution**

The low gravity point during transport, with the weight of the mower close to the tractor, provides an excellent weight distribution, even during high speed road transport, and the machine is fixed by the hydraulic lifting arm. In addition transport height is limited, so passing through narrow gateways or under bridges is not a problem. Another benefit is that the hydraulic cylinder also supports quick lifting of the mower from working to headland position.



EXTRA 624T, 628T/R and 632T Farmer are folded into vertical transport position using a hydraulic cylinder.

“**Efficient and Easy to Operate Mower Conditioners**”



540/1000rpm turnable gearbox as standard.

**Choose Between Two Gearbox Speeds**

The machines also offer a large degree of operating adaptability, as they are factory fitted with the option of being operated with either 540 or 1000rpm. It requires no additional accessory. All that is needed is to turn the main gearbox on the suspension 180°.



Optional parking stand for easy, compact storage.



Quick change from swathing to widespreading.



The spreading vanes are available as standard.





## Optimise on Capacity *and Speed*

### **Easy to Operate for More Uptime**

The EXTRA 687T has been designed with ease of operation in mind. In fact it is an uncomplicated butterfly combination purpose built to lower operating costs in terms of power and fuel consumptions, with power requirements starting at only 150hp. Equipped with 2 x 3.18m mowing unit, both fitted with 8 triangular discs and nylon tines the EXTRA 687T is geared for productive work days.

### **The Features that Matter**

The EXTRA 687T is packed with features that matter, giving it the professional characteristics needed when adjusting the machine for changing conditions. Widespreading is standard fitted and conditioner speed can be set at either 600 or 900rpm by simply switching pulleys. To ensure optimal overlap between front and rear units, the mowing units can be mounted in two positions on the suspension arm.





### Vertical Transport Position


For transport the mower folds into a compact position well behind the tractor. The folding design ensures that the weight is distributed evenly, with the weight of the mower close to the tractor. Transport height is well below 4.00m.



Efficient nylon tine conditioning.

### Parking, Safe and Sure-Footed

With the integrated parking device, storage of the EXTRA 687T is made easy and convenient, requiring a minimum of space during winter storage. The mower is firmly parked on strong and stable parking feet, bringing total storage height below 4.00m.



Large suspension springs, optionally with hydraulic setting of ground pressure.



Ample clearance during headland turns.



Each mowing unit can be lifted individually, convenient when mowing awkward shaped fields.





## EXTRΔordinary *Operability*

### **Machines For Professionals**

The Vicon EXTRA 628FT-632FT/FR and 635FT/FR feature an improved design of the pulled floating suspension and very accurate ground following.

The gravity point is close to the tractor and with the very compact design, excellent view of the entire mowing area is guaranteed.





“**Floating  
Suspension**  
with Three-  
Dimensional  
Adaptation”

**Superior Suspension Protecting  
Ground and Machine**

Due to the suspension design of the EXTRA front mounted models, an even better flotation and more even ground pressure is possible. The two large suspension springs have been moved outwards to provide better side stability, which is reflected in optimum protection of the stubble and far less skid wear.

In addition the innovative suspension design allows a transverse adaption of 24°. This ensures excellent adaption to uneven ground contours and higher reachable speed when mowing.



The moving pattern of these machines is extremely flexible, allowing downwards movements of 250mm and upwards of 420mm.



## Achieve More *with a Front Mower Conditioner*

### **The Combination Mower**

Vicon EXTRA 600FT/FR series front mounted models can be used in combination with a variety of mower conditioners, including trailed, rear mounted or triple mowers, or on its' own, making this an extremely versatile machine. With a working width ranging from 2.80-3.50m, the capacity of the machines is substantial.

“ *Clever design*  
for excellent  
line of sight”





Compact design for excellent view during operation.

#### **NonStop BreakAway**

To ensure maximum protection of the cutterbar, the Vicon NonStop BreakAway solution is implemented. During normal operation, the cutterbar is angled downwards, but if the NonStop BreakAway is activated, the cutterbar angle changes to a horizontal position, due to the geometry of the machine. This prevents the machine from damaging the ground surface.



Generous headland clearance of 350mm.



EXTRA 632FR – perfect for gentle, yet effective conditioning of fragile crop.

#### **Easy Operation**

Substantial efforts have been made to make daily operation as easy as possible. The clever design of the suspension creates an undisturbed view of the entire mowing area and an excellent overview during transport. A clearance of 350mm is achieved during transport and headland turns.

# My Way *of Farming*







“With triangular discs *my mower always makes a perfect cut*”

**I have chosen for the Vicon EXTRA 690T to ensure I have the capacity required to run my contracting business**

“Field sizes are increasing, and the optimal time frame for silage harvesting is limited. So I need the capacity of the triple mower to satisfy my customers. I have been operating Vicon disc mowers for 20 years now, and I am very pleased with the cutting performance of the triangular discs.”

Sytse Holtrop, Friesland,  
The Netherlands





## The 9 Meter Solution – *Flexible Mowing Options*

### **High Capacity**

Vicon offers a top-of-the-line mower conditioner combination with a 9.00m working width. It consists of a front mounted mower conditioner with 3.18m or 3.50m working width and two rear-mounted 3.18m mower conditioner units.

### **Vicon Swath Belt**

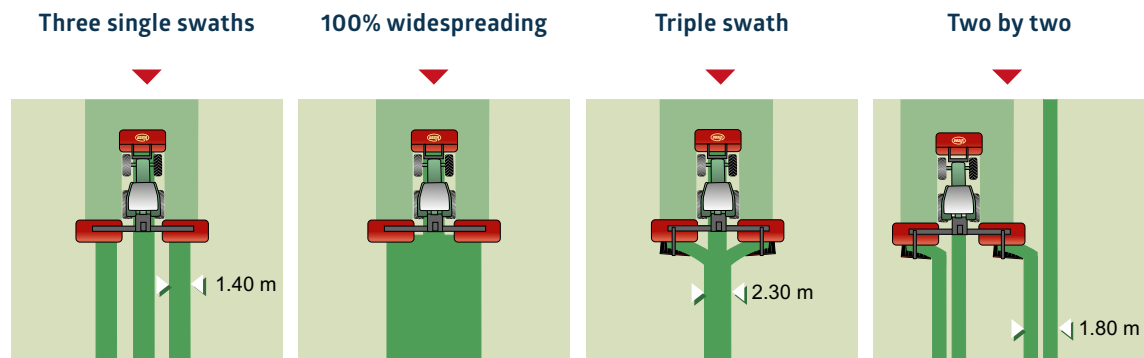
The swath belt can be raised and lowered from the tractor seat during operation - push the button on the terminal to set the belt equipment for the desired output. This allows you to adapt to each individual situation and requirement without wasting valuable time.

### **Automatic Headland Control**

EXTRA 690T BX includes the Auto Headland Control system. In this way lifting and lowering of all mowing units on headlands is activated by one click. The front mower unit is lifted or lowered when the button is touched and the rear sections are lifted or lowered with a predefined time or metre delay, ensuring that the tractor driver can keep full focus on turning on headlands.



## Four different output of mowing



### Flexibility of Swath Size

Depending on crop conditions and to allow the swath to be customised according to the item of machinery following, the belt speed can be infinitely adjusted from the cab. In this way the swaths can be placed either side by side or on top of each other.



Portus joystick with all functions integrated.

### ISOBUS Control – Designed Around the Driver

Control and operation of the EXTRA 690T BX is designed around the tractor driver, adding maximum support and convenience during the intensive grass season.

- The hour counter helps tracking and documenting working hours.
- PTO alarm is activated if the PTO speed is too high or too low.
- Automatic headland control.
- Raising/lowering of the swath belt.
- Infinitely Adjustment belt speed.
- Conversion for transport.
- SideShift of the rear mowing units.
- Lift on headlands is controlled from the joystick.

### Individual Suspension

The individual suspension of the two Vicon swath belts reduces shock loads on the mainframe together with the Vicon automatic BreakAway system. A unique and simple solution with very few moveable parts, ensuring less wear and maintenance and not least a better flotation of the entire machine.

### Flexibility Suiting Your Needs

The EXTRA 690T BX can be set for three single swaths, widespreading or three swaths into one with the Vicon swath belt. An extra feature is the fact that the right belt can run in two directions, meaning that the Vicon EXTRA 690T BX can place crop from 6.00m into one swath.



Despite its' giant size, turning on headlands is very easy with the Vicon EXTRA 690T BX. Each mower unit can be raised by pushing a single button on the terminal..




The Vicon swath belts are individually suspended to offer an even swath formation.



With the Vicon swath belt, grass from either 6.00m or 9.00m can be placed in a single swath.



## The Pendulum *Suspension*



### **Excellent Suspension**

A balancing weight arm ensures optimal cutting quality, even when working in difficult conditions. The weight arm ensures excellent suspension, by constantly providing an even weight distribution across the entire rear section of the mower.



### Centre Pivot Suspension

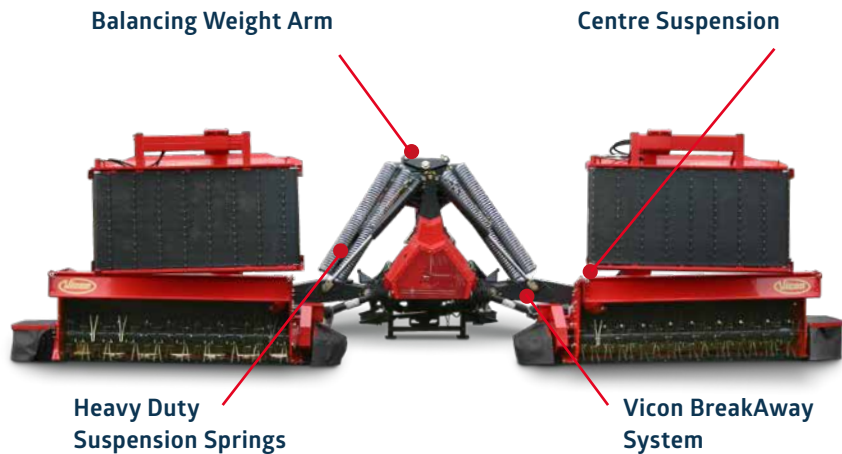
The 4 heavy duty ground pressure springs are attached close to the pivot point of each cutting unit, to ensure lower ground pressure and hereby better ground following ability and consistent cutting height. Uneven field surfaces are easily absorbed by the suspension, giving an even mowing result and allowing faster forward speed.

### Vicon BreakAway System

The mowing units are also fitted with the Vicon BreakAway system that will protect the cutterbar from stones and foreign obstacles. If hitting an obstacle the BreakAway system will swing the involved mower unit backwards and over the obstacle and then return it to the original working position. The BX belt will automatically swing back with the mower unit, ensuring no interference with the mowers.

### Excellent Flotation

The Vicon EXTRA 690T BX is fitted with a balancing weight arm, linked to the 4 heavy duty ground pressure springs on top of the three point suspension, to ensure an even weight distribution of the two rear sections. The low gravity scale arm suspension ensures that the mowing units always remain horizontal in relation to the ground, when working in uneven or hilly conditions, or if the tractor is hitting small obstacles in the field. When using SideShift equipment, the balancing arm also facilitates equal ground pressure on either side of the rear mower unit.



The centre suspension of the two rear mowing units provides excellent ground following.



4 large springs ensure even flotation and cutting height.



When not in use the Vicon swath belt is raised hydraulically to a position above the mowing units.



## Tailored *To Any Request*

### **Trailed Mower Conditioners**

Including features such as SemiSwing conditioner, low maintenance cutterbar, independent active suspension, swath belt and FlipOver widespreading, EXTRA 900 series machines are ready to meet every request with exceptional performance.

### **Tough and Reliable In Every Situation**

Being prepared when mowing needs to take place is essential. Our machines are designed to offer maximum productivity and in addition we have a global support network standing by, dedicated to helping you do more, so you can make the most of the time available.





**Centre Pivot Drawbar**

The EXTRA 900CT and 900CR models are supplied with a centre pivot drawbar for mowing both to the right and left sides of the tractor.

This important advantage in mower design allows mowing a field in one continuous process, without the need for constantly opening up new 'lands'. Consequently time consuming short runs are eliminated and mowing capacity is increased.

The mower can be operated on either side of the tractor...



... which saves valuable time.



As is the output of the following machinery, as you can prevent creation of triangular or add shaped plots.

Turning on headlands is much easier, because the hydraulically operated drawbar allows the turning circle to be significantly reduced, saving time and reducing the number of instances where cut crop is driven over.



Fixed mainframe and reduced number of moving parts – less maintenance and wear.



The swivel hitch headstock with reversible gearbox provides optimal manoeuvring ability.



A lifting height of 500mm, ensures excellent ground clearance for transport and during headland turning.



## Excellent Protection *of Ground and Machine*



Easy adjustment of stubble height.

### **Vicon Suspension for Clean Cutting Action**

The EXTRA 900 series machines are engineered with the unique Vicon suspension concept. The complete mowing section, including the conditioner, is suspended independently from the main chassis by either two or four long adjustable suspension springs, allowing field tracks and contours to be closely followed.

If an obstacle is encountered in the field, the mowing section will lift up and backwards, protecting the cutterbar from damage. When the obstacle is passed, the mowing section automatically returns to the working position.

A simple crank adjusts the whole cutterbar assembly up or down to a desired stubble height. An optional hydraulic stubble height adjustment is available. Additional skids are available to increase cutting height.





The suspension springs allow the mower to closely follow ground contours in uneven conditions. The cutting section can adapt 500mm up and 150mm down.

**Even Ground Pressure**

The suspension springs are fitted on the widest possible position of the mowing section to ensure even ground pressure. Weight on ground is stable and only approx. 50-60kg on each side.



EXTRA 936 models are fitted with 4 suspension springs for accurate ground pressure.

**Effective Protection against foreign Obstacles**

The suspension rod is fitted between mowing section and mainframe. This ensures that distance between suspension rod and pushing arm is constant.

When an obstacle in the field is encountered, the mowing section will move backwards and automatically raise to allow the object to pass. The mower will automatically return to working position once the obstacle is navigated.



The suspension springs ensure excellent sideways adaptation of the complete mowing section.

**Accurate Sideways Adaptation**

The long spring design allows for excellent ground following ability. In uneven fields, the mower is able to adapt +500mm/-150mm.



Optional hydraulic stubble height adjustment for easy setting from tractor cab.



Hydraulically operated roller separation makes setting of pressure and distance of rollers effortless (option).



The special suspension rod ensures that the mowing section is automatically lifted upwards and above the object.



## Widespreading *Or Swathing*

### **The Swath belt For Improved Performance**

The EXTRA 900 series can be fitted with a versatile swath belt to place two swathes into one. In this way the large swathes for large foragers or balers can be prepared, to speed up the collection of the crop. The swath belt can be raised and lowered from the tractor seat during operation. This allows you to adapt to each individual situation and requirement, without wasting valuable time.

### **Adjustable belt Speed**

The belt speed is infinitely adjustable from the cab. In this way, the swathes can be placed either side by side, or on the top of each other, ensuring a perfect match to the pick-up width of the following machine.





Setting EXTRA 900 series mowers for widespreading is very simple.



Changing from swathing to widespreading is a one-man job. Simply turn the rear plate 180°.



Dismount the two deflector doors and you are ready to mow.

**Easy-To-Use Widespreading Kit**  
The EXTRA 900 series can be fitted with an easy-to-use widespreading kit. This enables the crop to be cut and spread in one operation, saving both time and at least one tedder operation.

**The Spreading Plate**  
The spreading vanes are placed further back on the mowing unit than with conventional systems. This is thanks to the spreading plate positioned far to the rear when in use. The extended distance between the conditioning rotor and the spreading vanes enables a more even spreading across the entire working width, which in turn ensures a better wilting.



When placing the first swath, the belt is raised and hydraulically lowered for the second swath.



The crop is directed inwards, away from the unmown crop.

**“ Changing from swathing to widespreading is a one-man job”**

## Original Parts & Service

***We are here so you can focus on your crop***

- 
- 1 Long lasting, high quality spare parts**
  - 2 Over 100 years of parts knowledge**
  - 3 Support from a wide network of dealers**
  - 4 24/7 spare parts service**
  - 5 Highly skilled dealer technicians**





“**MYVICON**  
Connected farming, my way”

**A personalised online platform tailored to your machine needs**

With MYVICON you will benefit from easy access to Vicon's online service tools. Receive first hand access to information on future developments and updates, operator and spare part manuals, FAQs and local VIP offers. All information is gathered in one place.



**REGISTER YOUR PRODUCT NOW:  
MY.VICON.EU**

# Facts

Model EXTRA	Rear Mounted Mower Conditioners						
	624T	628T	628R	632T Farmer	732T	732R	736T
Conditioner	Nylon Tines	Nylon Tines	Roller Cond.	Nylon Tines	SemiSwing	Roller Cond.	SemiSwing
<b>Dimensions &amp; Weight</b>							
Working width m(ft)	2.42 (7'11")	2.84 (9'4")	2.84 (9'4")	3.18 (10'5")	3.18(10'5")	3.18(10'5")	3.50(11'6")
Transport width m(ft)	1.90 (6'3")	2.10 (6'11")	2.10 (6'11")	3.00 (9'8")	3.00(9'8")	3.00(9'8")	3.00(9'8")
Weight appr. kg (lbs)	985 (2175)	1085 (2392)	1245(2745)	1150(2536)	1150(2536)	1510(3330)	1525(3363)
<b>Attachment to tractor</b>							
PTO (rpm)	540/1000	540/1000	540/1000	540/1000	1000	1000	1000
PTO power req. min (kW/hp)	50/70	60/80	60/80	66/70	66/90	66/90	90/120
No of hydr. outlets	1D	1D	1D	1D	2D	2D	2D
<b>Operation</b>							
Number of discs	6	8	8	8	8	8	10
Stubble height (mm)	30-60	30-60	30-60	30-60	30-60	30-60	30-60
Cond. rotor speed	900/600	900/600	950	900/600	1000/700	950	1000/700
<b>Optional Equipment</b>							
Wide Spreading Vanes	●	●	●	●	0	0	0
FlipOver Wide Spreading	-	-	-	-	0	0	0
Swath Belt	-	-	-	-	-	-	-
High Skids 20/40/60/80 mm	0/0/0/0	0/0/0/0	0/0/0/0	0/0/0/0	0/0/0/0	0/0/0/0	0/0/0/0
Kit, Hydr. Adjust. of Ground Pres.	0	0	0	0	-	-	-
Throwing Wings for Difficult Crop	0	0	0	0	0	0	0
EXPRESS - Quick Change of Blades	0	0	0	0	0	0	0
Reduced Conditioner Speed Kit	-	-	-	-	-	-	-
Hydraulic Foldable Side Guards	-	-	-	-	0	0	0
Dual adjustment of conditioner hood	-	-	-	-	●	●	●
Hydraulic Stubble Height Adjustment	-	-	-	-	-	-	-
Hydraulic Roller Separation	-	-	-	-	-	-	-

Model EXTRA	Triple Mower Conditioners					
	687T	690T BX	7100T Vario	7100R Vario	7100T Vario BX	7100R Vario BX
Drawbar	-	-	-	-	-	-
Conditioner	Nylon Tines	SemiSwing	SemiSwing	Roller Cond.	SemiSwing	Roller Cond.
<b>Dimensions &amp; Weight</b>						
Working width m(ft)	8.75 (28'9")	9.00 (29'6")	9.80/10.20 (32'2"/33'5")	9.80/10.20 (32'2"/33'5")	9.80/10.20 (32'2"/33'5")	9.80/10.20 (32'2"/33'5")
Transport width m(ft)	3.00 (9'8")	3.00 (9'8")	2.90(9'6")	2.90(9'6")	2.90(9'6")	2.90(9'6")
Weight appr. kg (lbs)	2285(5038)	4416(9737)	3120(6880)	3260(7188)	3815(8412)	3955(8721)
<b>Attachment to tractor</b>						
PTO (rpm)	1000	1000	1000	1000	1000	1000
- swivel hitch drawbar	-	-	-	-	-	-
PTO power req. min (kW/hp)	110/150	160/220	150/200	150/200	170/240	170/240
No of hydr. outlets	2D	1D + 1S	LS	LS	LS	LS
<b>Operation</b>						
Number of discs	2x8	2x8	2x10	2x10	2x10	2x10
Stubble height (mm)	30-60	30-60	30-60	30-60	30-60	30-60
Cond. rotor speed	900/600	900/600	1000/700	950	1000/700	950
Tyres	-	-	-	-	-	-
Isobus Compatibility	-	●	●	●	●	●
Non-Isobus Portus Joystick	-	0	0	0	-	-
Isobus Portus Joystick	-	0	0	0	0	0
IsoMatch Tellus, Tellus Pro, Go, Go+	-	-	0	0	0	0
<b>Optional Equipment</b>						
Wide Spreading Vanes	●	-	-	-	-	-
FlipOver Wide Spreading	-	0	●	●	●	●
Swath Belt	-	●	-	-	●	●
High Skids 20/40/60/80 mm	0/0/0/0	0/0/0/0	0/0/0/0	0/0/0/0	0/0/0/0	0/0/0/0
Kit, Hydr. Adjust. of Ground Pres.	0	-	-	-	-	-
Throwing Wings for Difficult Crop	0	0	0	0	0	0
EXPRESS - Quick Change of Blades	0	0	0	0	0	0
Reduced Conditioner Speed Kit	-	0	-	-	-	-
Hydraulic Foldable Side Guards	-	-	0	0	0	0
Dual adjustment of conditioner hood	-	-	●	●	●	●
Hydraulic Stubble Height Adjustment	-	-	-	-	-	-
Hydraulic Roller Separation	-	-	-	-	-	-

● Standard 0 Optional - Not available







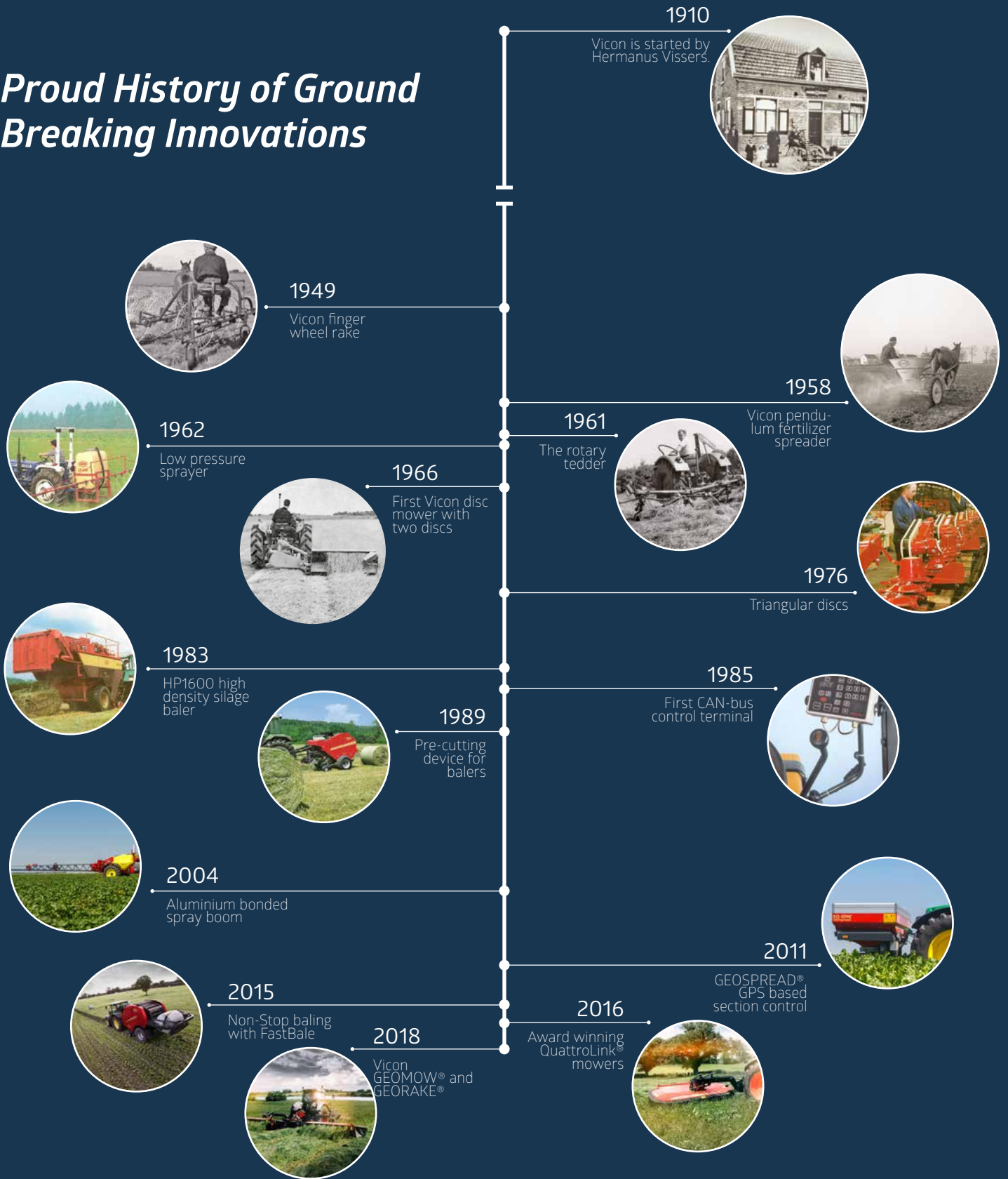








# Proud History of Ground Breaking Innovations



*My way of Farming!*



www.vicon.eu